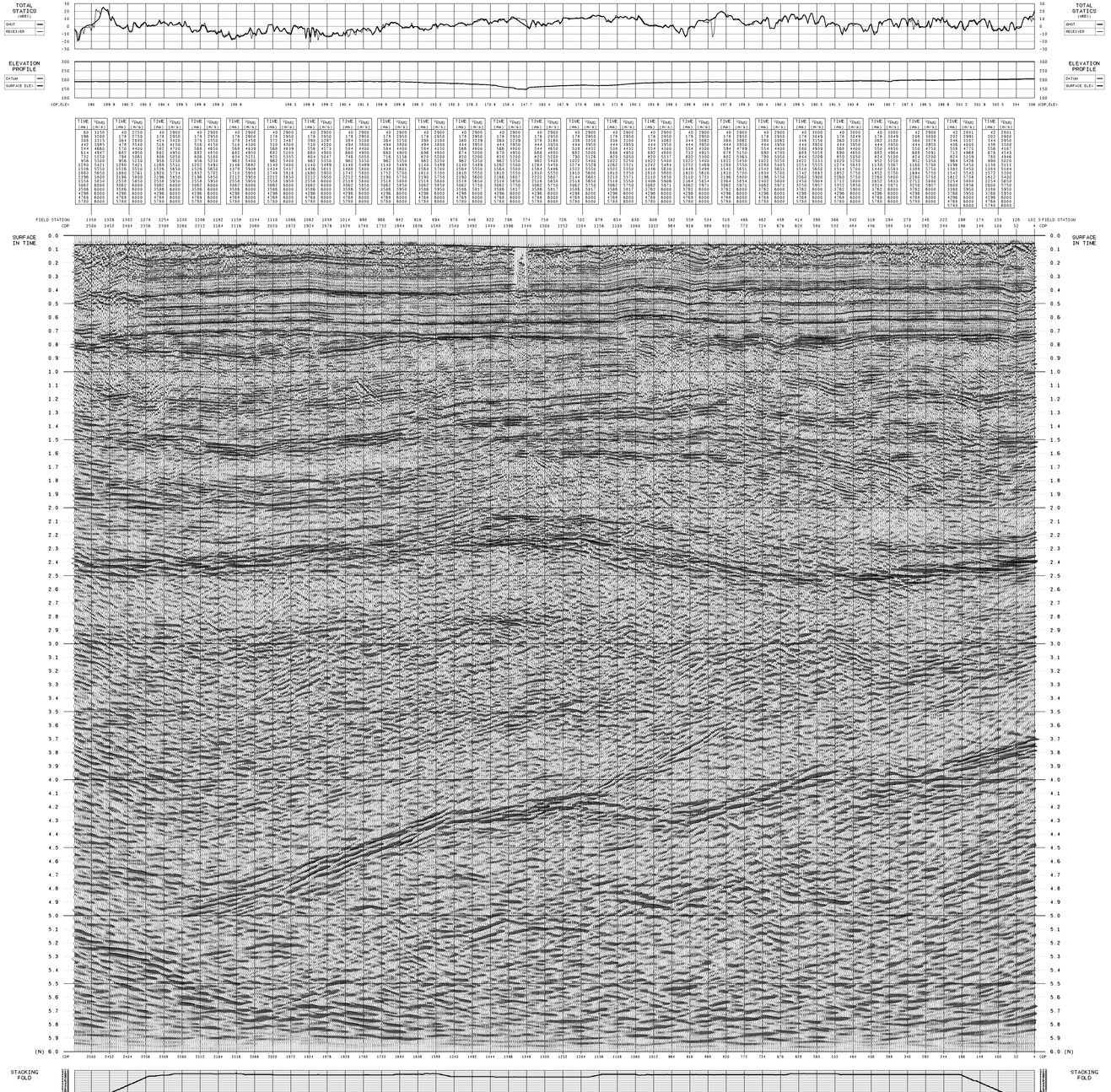



explor DATA LTD.
630 FIFTH AVE. SW, SUITE 1900
CALGARY, ALBERTA T2P 0M9
TELEPHONE (403)263-8050 FACSIMILE (403)263-5252

MIGRATED SECTION NORMAL POLARITY

LINE: DLN-02
PROSPECT NAME: CENTRAL MCKENZIE SAHTU
STATIONS: SP 1373 (NW) ... SP 101 (SE)
LOCATION: N/A
DATUM: 300 M ASL
UTM: 10
R.V.: 3300 M/S

DATE PROCESSED: MARCH 2006 DATE SHOT: FEBRUARY 2006
SHOT BY: VERITAS DGC LAND
SHOT FOR: EXPLORE DATA

FIELD PARAMETERS

SOURCE:
TYPE: VIBROSEIS
LAYOUT: 3 VIBS. / TOTAL DRAG = 30 M
SWEEP: 2 SWEEPS, 16 SEC
SWEEP FREQUENCY: 6 - 130 HZ (LINEAR)

SPREAD GEOMETRY:
COVERAGE: 3000%
SPREAD TRACE: 1 200 S/P 201 400
DISTANCE: 3990 10 0 10 3990 M
GROUP INTERVAL: 20 M
SOURCE INTERVAL: 20 M
NUMBER OF GROUPS: 400

RECEIVERS:
TYPE: OVO GS30CT / 10HZ
LAYOUT: 6 GEOPHONES OVER 20 M

RECORDING UNIT:
INSTRUMENT: SERCEL 408XL
FIELD FILTER: 3 HZ - 0.8 MINIMUM PHASE / NOTCH N/A
TAPE FORMAT: SEG-D
RECORD LENGTH: 6 SEC
SAMPLE RATE: 2 MS

VERITAS GeoServices Ltd.

PROCESSING PARAMETERS

1. DEMULTIPLEX/REFORMAT
2. GEOMETRY
   TYPE: STRAIGHT LINE
3. MANUAL TRACE EDITS
4. AMPLITUDE RECOVERY
   TYPE: T-SQUARE FUNCTION
   AT/TTN AT/ MS
5. DECONVOLUTION - SURFACE CONSISTENT
   DEPARTURE LENGTH: 100 MS
   PREWHITENING: 0.1 %
6. TRACE GATHER - FULL FOLD
7. SPECTRAL BALANCING
   FREQUENCY: 5/10 - 100/130 HZ
8. STRUCTURE STATICS - 2 LAYER DRIFT COMPUTATION
   MAX. STATIC: 500 MS
   DESIGN FILTER: 8/10 - 100/80 HZ
   DATUM VELOCITY: 3500 MS
   REFERENCE: SURFACE CONSISTENT SHORT WAVELENGTH COMPONENT ONLY
9. PRELIMINARY VELOCITY ANALYSIS
   TYPE: VELOCITY ANALYSIS
   REFERENCE: SURFACE
10. STATICS - AUTOMATIC SURFACE CONSISTENT
    DESIGN FILTER: 500 - 3000 MS
    DESIGN FILTER: 8/10 - 100/80 HZ
    MAX. STATIC: +/- 20 MS
11. FINAL VELOCITY ANALYSIS
    TYPE: VELOCITY ANALYSIS
    REFERENCE: SURFACE
12. STATICS - AUTOMATIC SURFACE CONSISTENT
    DESIGN FILTER: 500 - 3000 MS
    DESIGN FILTER: 8/10 - 100/80 HZ
    MAX. STATIC: +/- 20 MS
13. NORMAL MOVEOUT CORRECTION FROM SURFACE
14. FIRST BREAK MUTE
15. STRUCTURE STATICS
    MAX. STATIC: 0 MS
    ANALYSIS METHOD: OLD
    APPLICATION: LONG WAVELENGTH COMPONENT
16. STATICS - TRIM
    DESIGN FILTER: 500 - 3000 MS
    DESIGN FILTER: 8/10 - 100/80 HZ
    MAX. STATIC: +/- 10 MS
17. STACK - FULL FOLD
18. NOISE ATTENUATION
    TYPE: FX DECONVOLUTION
    FREQUENCY RANGE: 5 - 100 HZ
19. FINITE DIFFERENCE MIGRATION
    VELOCITY MULTIPLIER: 0 %
20. NOISE ATTENUATION
    METHOD: SEMBLANCE WEIGHTED SLANT STACK
21. BANDPASS FILTER - TIME VARIANT
    WINDOW 1: 8/10 - 90/110 HZ 0 - 1000 MS
    WINDOW 2: 8/10 - 70/90 HZ 1000 - 2000 MS
    WINDOW 3: 8/10 - 50/70 HZ 2000 - 6000 MS
22. TRACE SCALING - AGC
    WINDOW: 0 500 500 2000 2000 6000
    LENGTH: 200 500 1000

DISPLAY PARAMETERS

HORIZONTAL SCALE: 24 TRACES PER INCH
VERTICAL SCALE: 3.75 INCHES PER SECOND

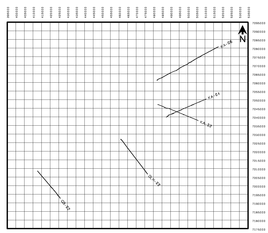

14 APR 2006